

# Munch, crunch, gulp

## STARTERS

Soup of the day, dipping bread Kcal on request £5.00 VE

Garlic bread 369kcal £3.50 V

Cheesy garlic bread 575kcal £5.50 V

Mini Lancashire sausage roll, ketchup 186kcal £5.00

Houmous & veggie sticks 166kcal £5.00 VE GF

## MAIN COURSES

Choice of mash V or fries VE and  
baked beans VE or peas VE

Pork sausage with gravy 692kcal £8.50 GF

Vegan sausage with gravy 588kcal £8.50 VE GF

Cheeseburger, with baby gem lettuce  
and plum tomato 858kcal £8.50

Giant fish finger 612kcal £8.50

Chicken goujons 648kcal £8.50

## DESSERT

Fresh cut fruits, raspberry sauce  
103kcal £5.00 VE GF

Pancakes, banana, caramel sauce  
& ice cream 469kcal £5.00 V

Arotic roll, fresh fruit 164kcal £5.00 V

Ice cream sundae, vanilla, strawberry and chocolate ice  
cream, strawberries, squirty cream, chocolate sauce and  
a flake 733kcal £5.00 V GF

## THREE COURSES FOR £15.00

## WHAT CAN YOU FIND?

There's lots of things hiding in our colouring-in sheet.  
Can you help us find them?

Can you find all of the birds and colour them all in?  
Can you find the sun and the moon? Can you find the  
rocket ship on its way to outer space? And can you  
find all the tasty things to eat, like a pizza slice, carrot  
and ice cream cone, before your food arrives?

V = vegetarian | VE = vegan | GF = gluten free

Food allergies and intolerances: we welcome enquiries from guests who wish to  
know whether dishes contain particular ingredients.

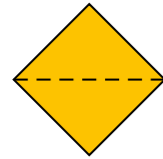
Please note: before placing your order, please inform a member of the team if  
anyone in your party has a food allergy.

Prices include VAT at 20%.

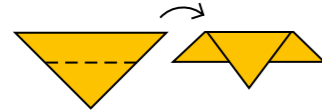


## MAKE YOUR OWN ORIGAMI BIRD


Before you get started, ask an adult to help you make your bird.



**Step 1:** Tear off the yellow square and fold it in half diagonally to make an upside down triangle.



**Step 2:** Fold the flat top halfway down the triangle, then turn the paper over.



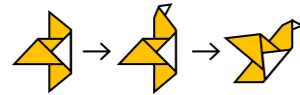
**Step 3:** Take the bottom corner and fold it up to make two triangles, joined at the flat edge.



**Step 4:** Then fold the left side over to the right.



**Step 5:** Now fold the same flap back to make a wing, and fold the other wing back too.



**Step 6:** Almost done! Just push the centre of the head in and flatten to make you bird's beak.

## WORD SEARCH

B	H	Y	A	P	E	Z	E	C	L	C	O	W	L
C	O	R	I	L	Q	R	B	A	A	S	S	Q	L
X	K	C	G	L	H	T	U	N	E	W	G	B	D
L	A	A	A	E	B	D	Z	A	W	A	K	U	F
A	E	Q	A	Z	A	P	I	R	Q	L	O	A	I
S	B	M	A	L	C	E	J	Y	H	L	P	T	K
P	A	R	R	O	T	N	G	V	J	O	A	O	P
A	E	I	C	P	A	G	A	T	K	W	C	U	S
R	S	W	N	T	F	U	H	N	B	H	Y	C	U
R	G	U	S	Y	A	I	O	Q	O	G	R	A	Q
O	O	H	E	R	O	N	N	A	C	L	O	N	N
W	T	K	J	U	G	C	R	C	X	N	B	A	E
A	R	D	I	K	Y	I	X	A	H	Q	I	N	W
A	E	L	Q	X	S	F	L	A	M	I	N	G	O

See if you can find these species of birds:

- PARROT
- SWALLOW
- FINCH
- SPARROW
- PENGUIN
- FLAMINGO
- EAGLE
- CANARY
- HERON
- TOUCAN
- OWL
- ROBIN